


## Respimat Inhaler

### Loading Before You First Use:

1. With the cap closed, press the safety catch



then pull off the clear base.



2. Take medication cartridge out of box.
3. Push narrow end of cartridge into inhaler until it clicks into place.



## Respimat Inhaler

4. Make sure the cartridge is pushed firmly against a firm surface to make sure it is all the way in.



### Note:

- You will still see the silver bottom of the cartridge in the inhaler.
- Do not remove the cartridge after it has been inserted into the inhaler.

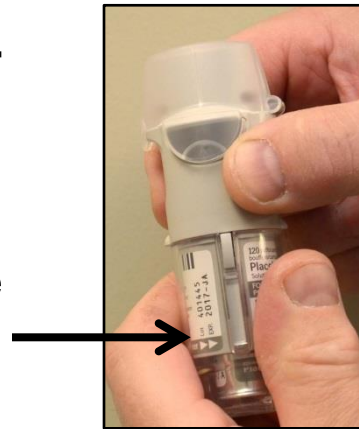
5. Put the clear base back into place.



**Do not remove the clear base again.**

## Getting the Medication Ready the First Time – Called Priming

6. Turn the base of the inhaler in the direction of the small white arrows until you hear a click.




7. Flip top cap open until it clicks into open position.



8. Hold the unit away from you and push the dose release button 1 time. You will see medication spray into the air.

### Note:

- The first time you use the medication, you need to prime 4 times. This means you turn the base of the inhaler until it clicks, then push the dose release button to send 1 puff into the air. You then turn and click again and puff, turn and click again and puff, turn and click again and puff (total of 4 times).
- **This is very important to do ONLY the first time you use it.**

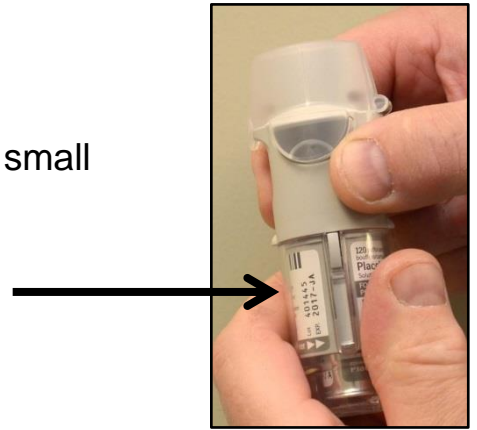


### Note:


- If you have not used the inhaler in 3 days, repeat the steps of priming (described above) using 1 puff into the air.
- If you have not used the inhaler in 21 days, repeat the steps of priming (described above) using 4 puffs into the air.

## Instructions for taking this medication:

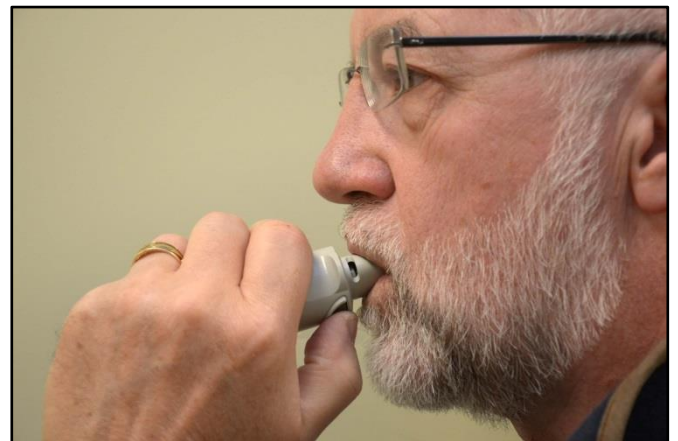
1. Turn the base of the inhaler in the direction of the small white arrows until you hear a click.



2. Flip top cap open until it clicks into open.



3. Close your lips around the mouthpiece and as you press the dose release button, take one deep, slow breath in and hold it for as long as you can. Keep breathing slowly in after you inhale the medication for a few more breaths.



4. Close the cap.

**If you are taking another dose right away, repeat the steps then close the cap.**

