

## Genuair Inhaler


1. Squeeze sides of cap and pull off.



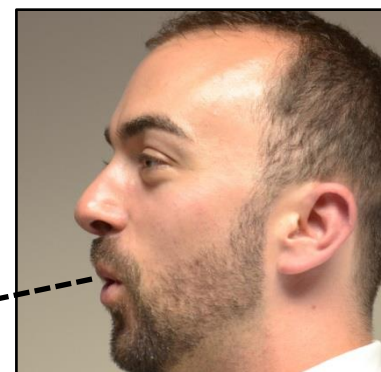
2. Activate the inhaler by pushing down on the button then releasing it. You should hear a click.



3. The window will now be green.

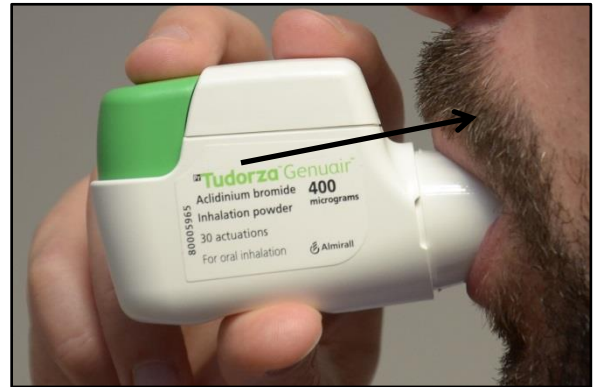


4. Breathe out away from the inhaler. This helps empty your lungs and get ready to breathe the medication in.




5. Put lips around mouthpiece firmly and inhale one long, steady, deep breath into your lungs.

**You must hear a click as you breathe in so you know that you got the medication.**



6. Check the window to make sure it is red. Red shows that the medication has been taken.



7. Wipe the mouthpiece with a clean, dry tissue if needed.

8. Put cap back on.

